



VIP CLASS

cityliner

THE TOURIST GUIDE

NEOPLAN

Climb aboard and feel at home.

Those who embark on a journey have plenty to talk about. But regardless of how different the travellers and their destinations may be, the Cityliner is where the most wonderful coach travel stories start: The Cityliner drives around the corner – breath-taking, confidence inspiring, simply wonderful. Climb aboard and experience the unique spacious interior: “Here you will feel comfortable and arrive safely – regardless of how long the trip will take and regardless of the destination”. Is it possible to have a more wonderful first encounter?



LEAN BACK AND RELAX

High quality materials and comfort: The seats of the Cityliner make even long journeys pleasurable without boundaries.



Some of the equipment shown or described in this brochure is not included as standard.

AS INDIVIDUAL AS ITS PASSENGERS: THE EQUIPMENT FEATURES

On the Cityliner there is no need to quibble over taste. For the first time, the interior equipment can be ordered individually "à la carte": seat fabrics, headliners, floor covering, leather equipment, alloy rims, Xenon headlamps, multimedia ... You have the choice of a number of equipment lines and packages!

As attractive as they come.

Futuristic, harmonious, unmistakable, provocative – this is how the Cityliner presents itself to its public. Its sharp cut design combines future orientated design with classic Neoplan lines. This gives the Cityliner its unique look and makes it a benchmark for a completely new bus generation. In addition to its attractive exterior, the Cityliner is distinguished also by its inner values: innovative technology, safety and comfort – at outstanding value for money. This bus can't be resisted – least of all by its passengers.





Its look.
Simply sensational.



Whichever way you look at it, the Cityliner is worthy of a second glance. Particular highlight: the headlamps. They are equipped with the same sort of technical features as the Starliner. In fact, that's not the only thing the Cityliner inherited from the "bus of all buses": Concealed windscreen wipers, the dynamically curved tail lights, the practical stowage compartment handles and much, much more. The Cityliner is still distinguished by its own look, however: The elegant flowing lines of the roof end panel and dark, curved side windows lend it an unmistakable futuristic and, at the same time, classic clear profile.

SENSUOSITY THAT MAKES SENSE

The prominent headlamps are equipped with cornering lights. This means the driver can also look ahead during cornering. Even more forward vision is offered by the optional Xenon headlamps. With its dynamically curved tail end, the Cityliner is an attractive sight also from the rear.

Sightseeing of the special kind.





Plenty of room
for feelings.



Bright ceiling, glass elevating roofs, good access height, variable seating: The interior of the Cityliner is characterised by generosity, brightness and transparency. Generous windows with almost unrestricted field of vision allow lots of light in and open up a view to the passengers from the passing countryside like in a cinema hall. Together with the outstanding audio system of the Cityliner, it makes the journey into an experience for all senses.

Well worth a close look.

Much more for you inside the Cityliner: High quality materials have been used consciously in the entire interior. Furthermore, the passengers can expect lots of details that make travelling pleasurable: Windows with low energy transmission assure they don't start sweat-

ing despite their large surface area. Wide doors and steps allow comfortable boarding and alighting. A new roller-type diffuser system, via which the air flow can be adapted individually, adjusts the climate optimally to your own requirements.



MORNING COFFEE?

The modern raised floor kitchenette helps you to serve your passengers with taste.



HOLDS PLENTY

Wide, comfortable and convenient – even large tourist groups can board and alight easily on the Cityliner.



LOOK HERE

The 19" TFT screens provide a good view – even at the rear seats.



IN THE CITYLINER A MUST

The comfortable, easily accessible toilet saves unnecessary stops – above all over long journeys.



WELL STOWED

Everything that tourists need is stowed safely and, when required, is within easy reach from the easily accessible, spacious stowage compartments.






Makes driving a pleasure.

Not only the passengers will be enthusiastic about the Cityliner. Drivers too can wholly identify with "their" bus. In no small part thanks to an exclusive cockpit with customized seat and modern instrumentation. It impresses through the kind of design drivers would choose, with high-contrast display and functionality ahead of its time. Whether digital speedometer,

running consumption display or MMC (MAN Multimedia Coach) with navigation, whether climate control or central onboard computer, everything is clearly structured, logically arranged and within easy reach. That makes for simple reading, convenience in operation and a sure driving feel. No wonder this is the driver's bus.



A character to feel safe with.


Even under the skin the Cityliner offers highlights that are well worth seeing: Its modular design and the patented tube-in-tube reinforcements provide high stability and strength against vibrations. Integrated rollover bars in the front and rear area increase passive safety. "Invisible companions" like the braking system EBS or the electronic stability programme ESP shorten the stopping distance and keep the bus on track even in critical situations.

RAPID FAULT DIAGNOSIS

The on-board diagnosis (OBD) system, in conjunction with a high-quality on-board computer and modular electronics structure, is designed to permanently monitor the operating state, warn the driver of errors and prevent expensive consequential damage.

SPECTACULAR AMOUNT OF STORAGE SPACE

With 12.24 m in length, the Cityliner offers plenty of space to stretch out, even for cases, bags, sports equipment and everything that is otherwise needed by travellers.




Everything under control – in any situation.

Optional systems, such as the Lane Guard System LGS¹ (lane detection), which warns the driver by vibrator impulses in the seat if the Cityliner veers off track, or Adaptive Cruise Control² (ACC), which

maintains the distance to the vehicle travelling ahead by subtle brake interventions with the retarder, increase road safety further.

SYSTEMS RESPONSIBLE FOR SAFETY

ABS	Anti-lock Braking System – prevents the wheels locking when the brakes are applied
ACC	Adaptive Cruise Control – regulates the road speed depending on the distance
ASR	Anti Skid Regulation – prevents the wheels from spinning
BAS	Brake Assist System – electronically controlled brake servo
CDS ³	Comfort Drive Suspension – infinitely variable electronic damper control
EBS	Electronic Braking System – shortens the stopping distance and improves driving stability
LGS	Lane Guard System – vibration signal in the driver's seat if the vehicle veers off track
MSC	Maximum Speed Control – keeps to the legally prescribed speed even on downhill gradients
Xenon ⁴	Daylight similar light – lights up the road ahead optimally



VALUE FOR MONEY POWER PACK: THE MAN ENGINE

The Cityliner opens up a world of possibilities: it already fulfils the demanding Euro 6 emission standard, which comes into force in Europe on 1 January 2014. The extremely frugal 6-cylinder common rail diesel engine has no need for additional service fluid (AdBlue®).

Fascinating: extremely smooth running and low noise qualities and, at the same time, low weight. Performance: 294 kW (400 bhp), 324 kW (440 bhp) or 353 kW (480 bhp).

^{1, 2, 3, 4} Special equipment



No way of reaching
a dream destination
more wonderfully.

Who knows what wonderful experiences are in store for your passengers when they reach their dream destination? The memories that they carry on the way there and take home with them, though, are obvious with the new Cityliner: the memory of a marvelous and comfortable bus.



Technical data

Cityliner

ENGINE VARIANTS
MAN D 2066 LOH, EEV / Euro 6

R6, upright
10,518 cm³
294 kW/400 hp at 1,900 rpm
1,900 Nm, at 1,000 – 1,400 rpm

MAN D 2676 LOH, EEV / Euro 6

R6, upright
12,419 cm³
324 kW/440 hp at 1,900 rpm
2,100 Nm, at 1,100 – 1,400 rpm

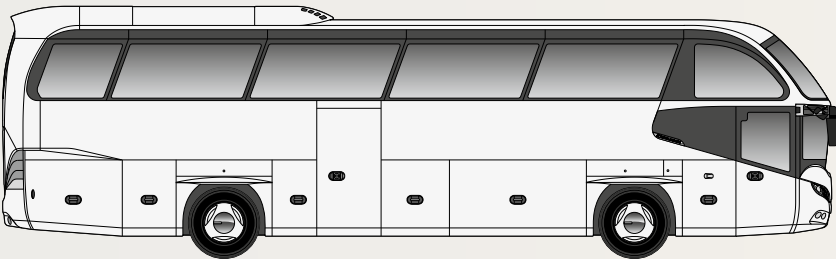
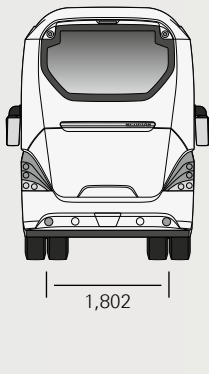
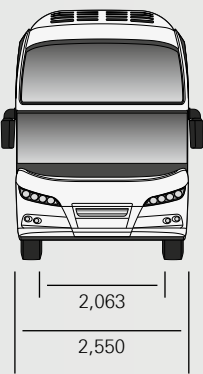
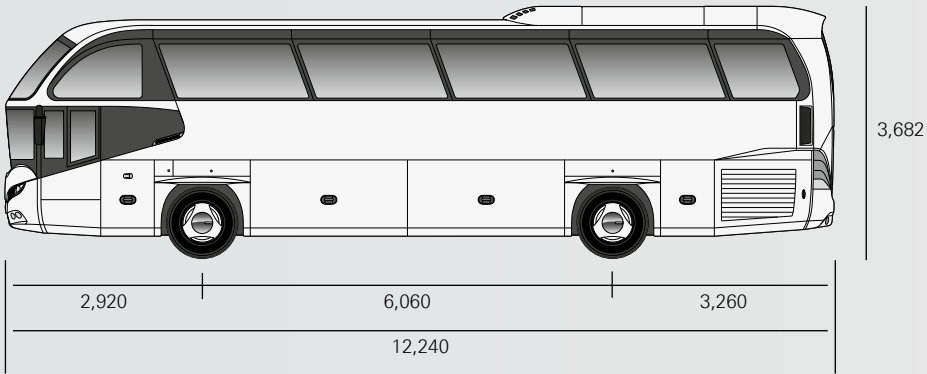
TRANSMISSION
– 6-speed manual transmission (standard)
– MAN „TipMatic®“, automated 12-speed manual transmission with „Easy-Start“

RUNNING GEAR
Braking system
EBS with inner ventilated brake discs, ESP and MSC
Front axle
Multi-link axle with independent wheel suspension and stabilizer
Rear axle
MAN hypoid axle with four location arms

GENERAL
Max. permissible weight
18,000 kg
Luggage compartment volume
9,4 m³

PASSENGER COMPARTMENT
No. of doors
2
Seating spaces
up to 51 + 1 + 1

Length 12,240 mm
Width 2,550 mm
Height inc. A/C unit 3,682 mm
Turning circle 21,140 mm
Wheelbase 6,060 mm
Front overhang 2,920 mm
Rear overhang 3,260 mm
Standing height centre aisle 2,066 mm
Central aisle height 1,346 mm



Technical data

Cityliner C

ENGINE VARIANTS

MAN D 2676 LOH, EEV / Euro 6

R6, upright
12,419 cm³
324 kW/440 hp at 1,900 rpm
2,100 Nm, at 1,100 – 1,400 rpm

MAN D 2676 LOH, EEV / Euro 6

R6, upright
12,419 cm³
353 kW/480 hp at 1,900 rpm
2,300 Nm, at 1,100 – 1,400 rpm

TRANSMISSION

- 6-speed manual transmission (standard)
- MAN „TipMatic®“, automated 12-speed manual transmission with „Easy-Start“ (standard with 353 kW)

RUNNING GEAR

Braking system

EBS with inner ventilated brake discs, ESP and MSC

Front axle

Multi-link axle with independent wheel suspension and stabilizer

Rear axle

MAN hypoid axle with four location arms

Trailing axle

EHLA (electronic hydraulic steering axle)

GENERAL

Max. permissible weight

26,000 kg

Luggage compartment volume

10,4 m³

PASSENGER COMPARTMENT

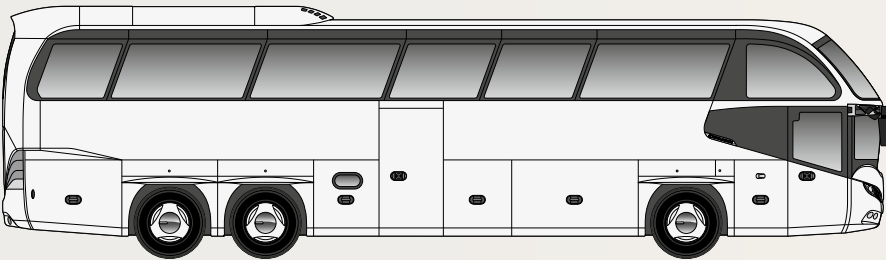
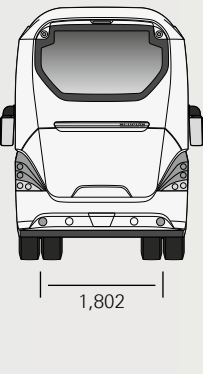
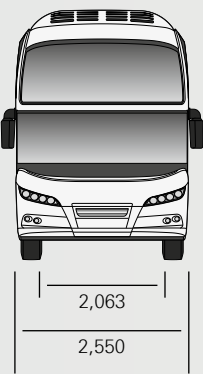
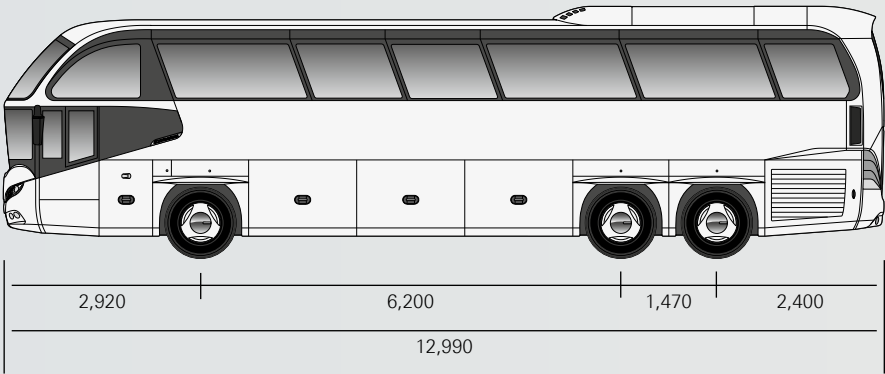
No. of doors

2

Seating spaces

up to 59 + 1 + 1

Length	12,990 mm
Width	2,550 mm
Height inc. A/C unit	3,682 / 3,720 mm
Turning circle	22,494 mm
Wheelbase	6,200 mm
Front overhang	2,920 mm
Rear overhang	2,400 mm
Standing height centre aisle	2,066 mm
Central aisle height	1,346 mm



Technical data

Cityliner L

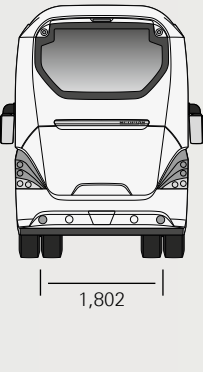
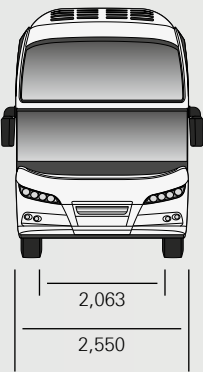
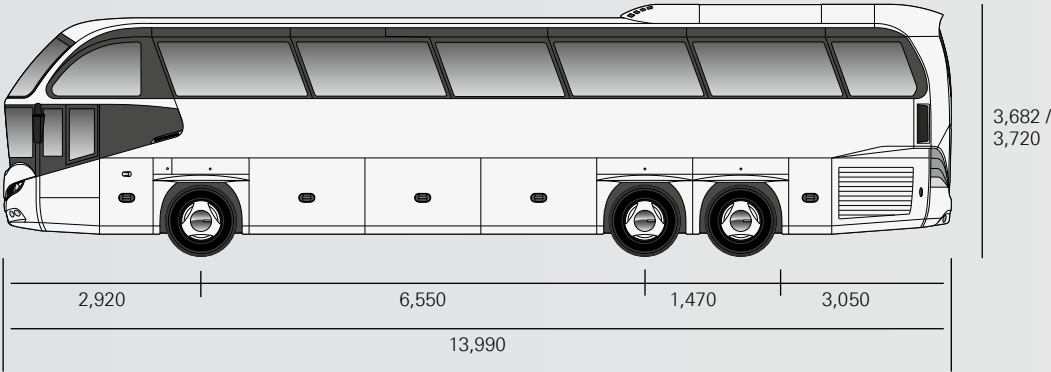
ENGINE VARIANTS
MAN D 2676 LOH, EEV / Euro 6
R6, upright
12,419 cm³
324 kW/440 hp at 1,900 rpm
2,100 Nm, at 1,100 – 1,400 rpm
MAN D 2676 LOH, EEV / Euro 6
R6, upright
12,419 cm³
353 kW/480 hp at 1,900 rpm
2,300 Nm, at 1,100 – 1,400 rpm

TRANSMISSION
– 6-speed manual transmission (standard)
– MAN „TipMatic®“, automated 12-speed manual transmission with „Easy-Start“ (standard with 353 kW)

RUNNING GEAR
Braking system
EBS with inner ventilated brake discs, ESP and MSC
Front axle
Multi-link axle with independent wheel suspension and stabilizer
Rear axle
MAN hypoid axle with four location arms
Trailing axle
EHLA (electronic hydraulic steering axle)

GENERAL
Max. permissible weight
25,100 kg
Luggage compartment volume
11,4 m³
PASSENGER COMPARTMENT
No. of doors
2
Seating spaces
up to 63 + 1 + 1

Length 13,990 mm
Width 2,550 mm
Height inc. A/C unit 3,682 / 3,720 mm
Turning circle 22,354 mm
Wheelbase 6,550 mm
Front overhang 2,920 mm
Rear overhang 3,050 mm
Standing height centre aisle 2,066 mm
Central aisle height 1,346 mm



MAN TRUCK & BUS AG

A member of the MAN Group

Postfach 500620

D-80976 München

www.neoplan-bus.com

City_0912_en

Subject to technical amendments. Inaccuracies possible. The images may include items of special equipment that are not installed as standard.

NEOPLAN